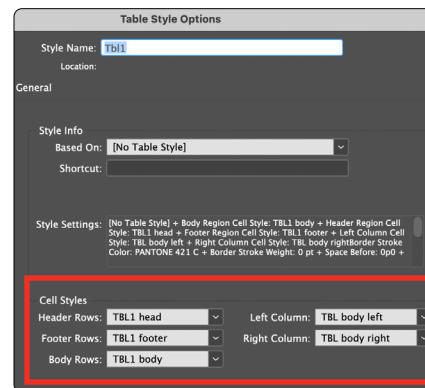


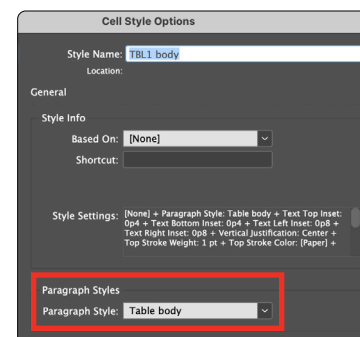
Apply table style clear overrides script

Applying a Table style to an existing table in InDesign is often a lesson in futility. While Cell styles seem to work as-designed, Table styles usually don't. When you apply a Table style to an existing table, the appearance of the table often doesn't change as you'd expect. InDesign tries to preserve the existing formatting of the table as "overrides," so most of the formatting defined in the incoming Table style doesn't get applied. Most users end up manually applying Cell styles to the body, header, and footer rows to apply the desired formatting.

Keep in mind that Table styles are intended to "cascade." In other words, a Table style can specify that one or more Cell styles get automatically applied to the table body, header, footer, left column, and right column whenever you apply the Table style to a table.



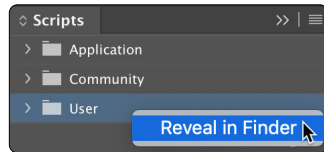
Cell styles can specify that a Paragraph style is applied every time the Cell style is applied to a cell.



This script will allow you to apply a Table style to an InDesign table, and all the Table formatting defined in the Table style, including Cell styles and any Paragraph styles defined in those Cell styles will be accurately applied to the table, clearing out all style overrides. You can format an entire table with a single click, all the way down to formatting the text within the table's cells with Paragraph styles.

Installing the script

1. Run InDesign.
2. Display the Scripts panel on the screen (*Window > Utilities > Scripts*).
3. Right-click the *User* folder in the panel, and choose *Reveal in Finder* (Mac) or *Reveal in Explorer* (Windows).
4. Copy the *Apply table style clear overrides.jsxbin* file into the folder that is highlighted in the Finder/Explorer.
5. Return to InDesign, and you should see the script appear in the *User* folder in the Scripts panel.



More information on how to install scripts can be found at adobe.ly/PgvxGB and creativepro.com/how-to-install-scripts-in-indesign/.

Using the script

1. Create one or more Table styles. Be sure to include one or more Cell styles, and specify in those Cell styles that Paragraph styles should be applied.
2. Select a table cell, row, column, range of cells, and entire table, or just place your cursor or select some text inside a table cell.
3. Open your Scripts panel (*Window > Utilities > Scripts*), and double-click the *Apply table style clear overrides* script.
4. A dialog box will appear, listing all the Table styles in your document. Select the Table style you want to apply.
5. Select one or more of the Paragraph style overrides options on the right. These options are the most useful if you've defined a Paragraph style to be applied in your Cell style definition.
 - *Clear paragraph-level paragraph style overrides* will clear any paragraph overrides (like paragraph alignment, left indent, bullets, etc.) as a Paragraph style defined in a Cell style is applied to the text in a cell.
 - *Clear character-level paragraph style overrides* will clear any character overrides (like font, leading, tracking, etc.) as a Paragraph style defined in a Cell style is applied to the text in a cell.
 - *Set character style to [None]* will remove any Character styles that are applied to text within a cell as a Paragraph style defined in a Cell style is applied to the text in a cell.

Compatibility

This script has been tested to work with Macintosh and Windows InDesign 2023 and later. It will most likely work with many older versions but this has not been tested.

Disclaimer

This script is provided “as is”. Use at your own risk. No technical support for this script is provided.

Is this useful?

If you find this script useful show your appreciation by **buying me a cup of coffee:** buymeacoffee.com/keithgilbert.

Keith Gilbert is a design consultant, developer, educator, speaker, and author. His work has taken him throughout North America, Africa, Europe, and Asia. During his 38 year career his clients have included Adobe, Apple, Target, Oracle, and the United Nations. He is the author of several popular titles for [LinkedIn Learning](#), [Adobe Press](#), and [CreativePro](#).

 [GilbertConsulting.com](https://gilbertconsulting.com)

 [@gilbertconsult](https://twitter.com/gilbertconsult)

 linkedin.com/in/keithgilbert1/

